



The Mu3e experiment

From Physics to detector design

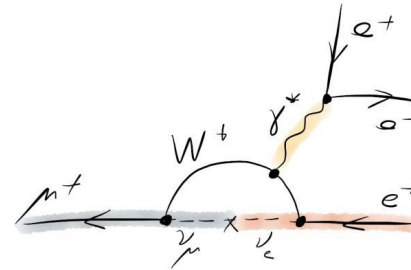
Terascale detector workshop
2/2024 Mainz

Konrad Briggli
on behalf of the Mu3e collaboration
22.02.2024

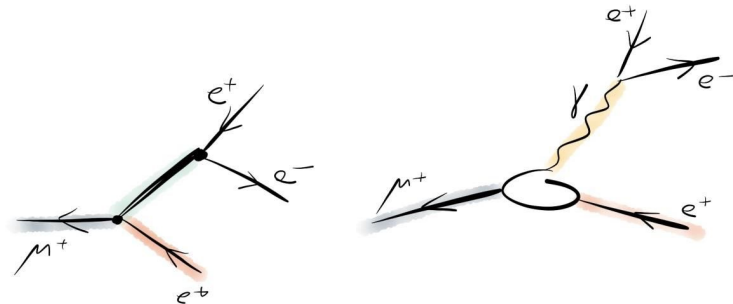
Search for Charged Lepton flavor violation

cLNV has not been observed in nature

SM - Highly suppressed Branching ratio ($BR < 10^{-54}$)
... beyond reachable levels



Ideal probe for physics beyond SM



Search for Charged Lepton flavor violation

Channels for cLVF searches:

$$\mu \rightarrow e\gamma$$

Current limit: MEG ($BR_{meas} < 4.2 \times 10^{-13}$)
 (MEG II: ($BR_{meas} < 5 \times 10^{-14}$))

$$\mu N \rightarrow eN$$

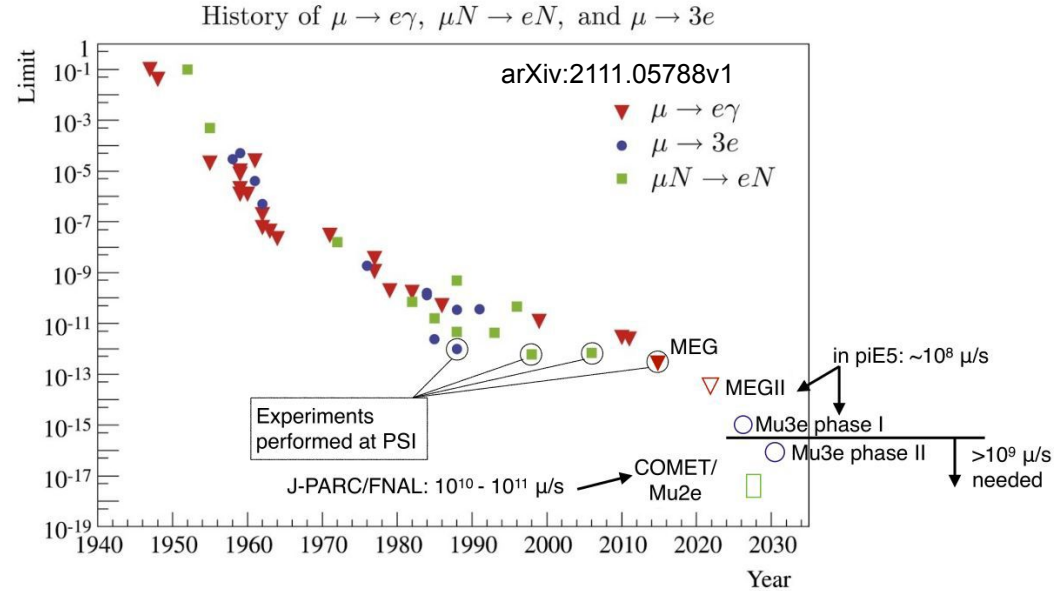
Current limit: SINDRUM ($BR_{meas} < 7 \times 10^{-13}$)
 (Mu2e, COMET, DeeMe ; $BR_{meas} < 10^{-16}$)

$$\mu^+ \rightarrow e^+e^-e^+$$

Current limit on $\mu^+ \rightarrow e^+e^-e^+$
 $BR_{meas} < 10^{-12}$ (SINDRUM 1988)

Future experiment (This talk): Mu3e

Goal: $BR_{meas} < 10^{-15}$ (10^{-16} in Phase II experiment)



The search $\mu^+ \rightarrow e^+ e^- e^+$

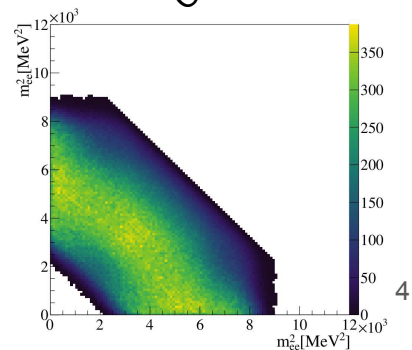
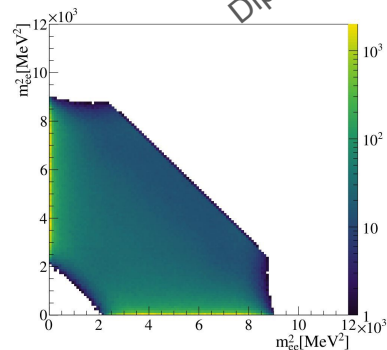
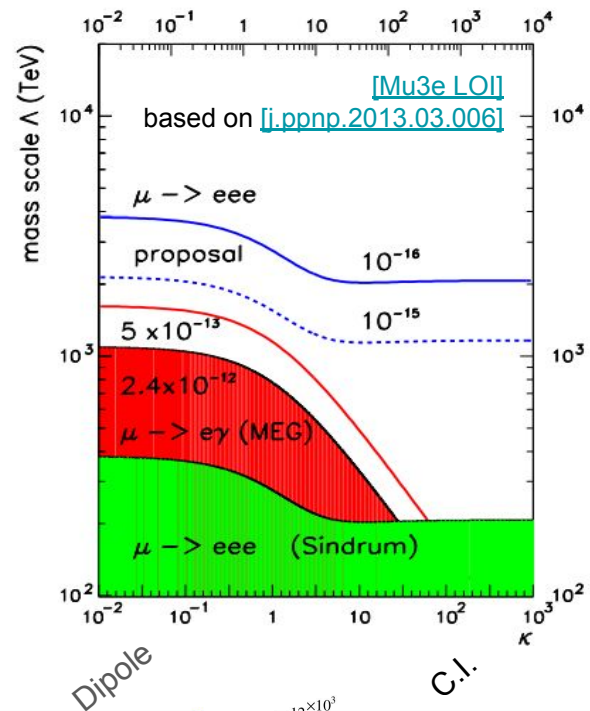
Why search for $\mu^+ \rightarrow e^+ e^- e^+$?

Reach for high mass scales

Complementary to other muon cLFV searches

Sensitive to new interactions on both loop and tree/contact level

Full kinematics \rightarrow Operator



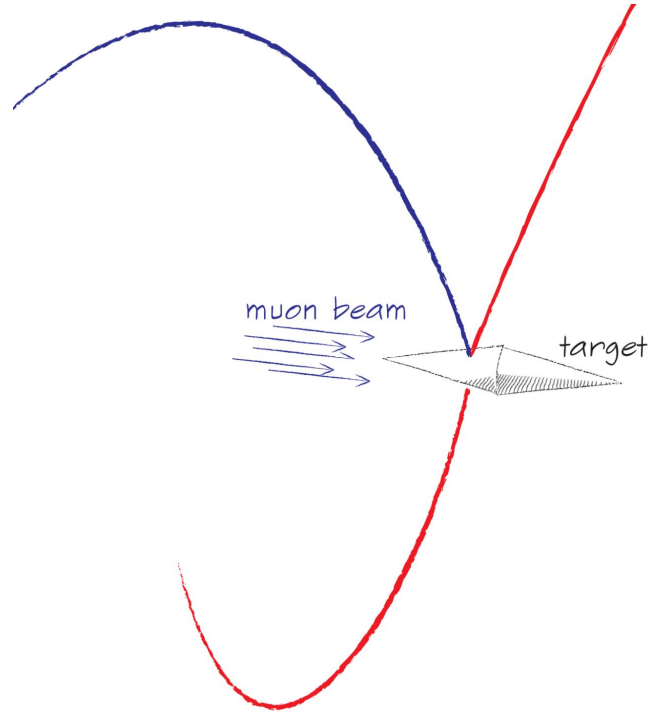
Experimental concept - The signal

High intensity muon beam

$BR(\mu^+ \rightarrow e^+e^-e^+) < 2 \cdot 10^{-15}$ (Mu3e Phase I) $10^8 \mu/s$
[$BR(\mu^+ \rightarrow e^+e^-e^+) < 1 \cdot 10^{-16}$ (Mu3e Phase II) $> 10^9 \mu/s$]

Muons decay on target at rest
1T magnetic field

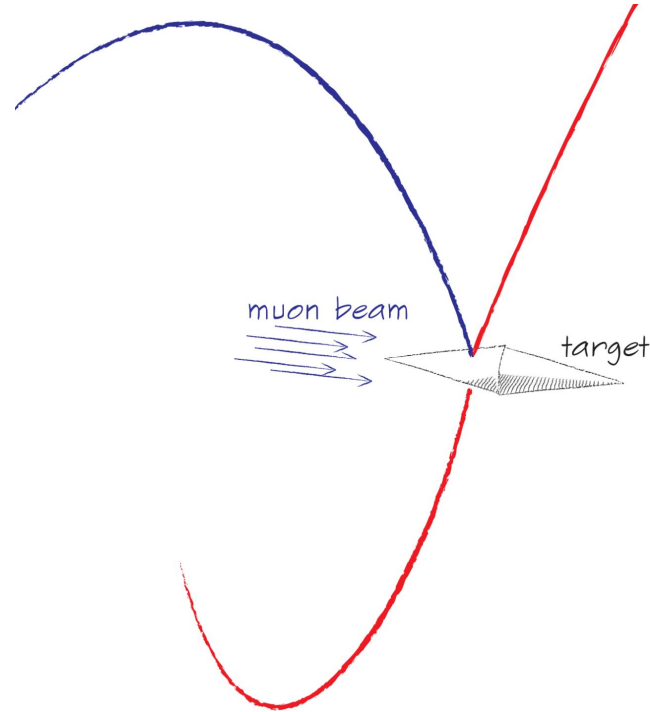
Reconstruction of 2 positrons + electron
Reconstruction of vertices on target



Experimental concept - The signal

Precise measurement of


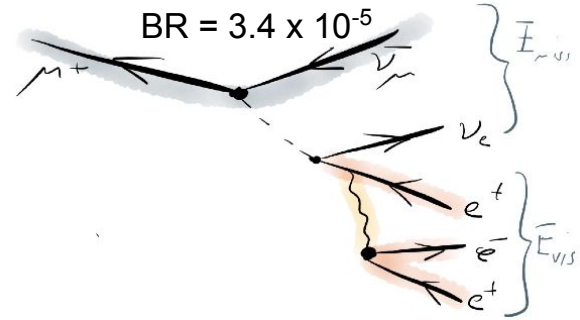
- Common reconstructed vertex
(In Space and Time)
- $\sum \mathbf{p}_i = 0$
- $\sum E_i = m_\mu$



Experimental concept - Backgrounds

- No SM background ($<10^{-54}$)
- $\mu^+ \rightarrow e^+ e^+ e^- \nu \bar{\nu}$
Missing momentum & Energy
- Combinatorial background
Missing momentum & Energy
No common vertex

... need to be suppressed below target sensitivity




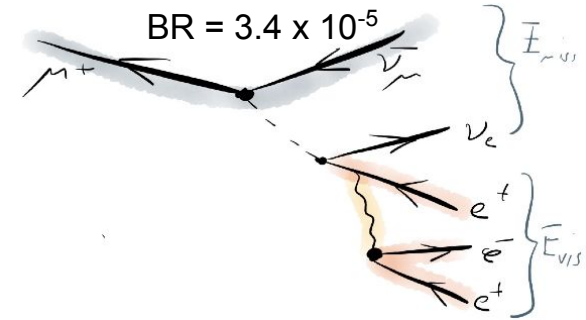
Experimental concept - Backgrounds

- No SM background ($<10^{-50}$)
- $\mu^+ \rightarrow e^+ e^+ e^- \nu \bar{\nu}$
Missing momentum & Energy
- Combinatorial background
Missing momentum & Energy
No common vertex

... need to be suppressed below target sensitivity

Requires excellent ...

- Vertex resolution (space & time)
- Momentum resolution
- Acceptance & High Rate capability



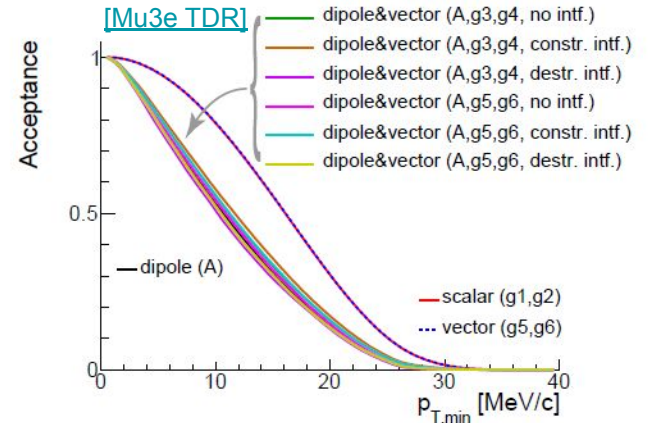
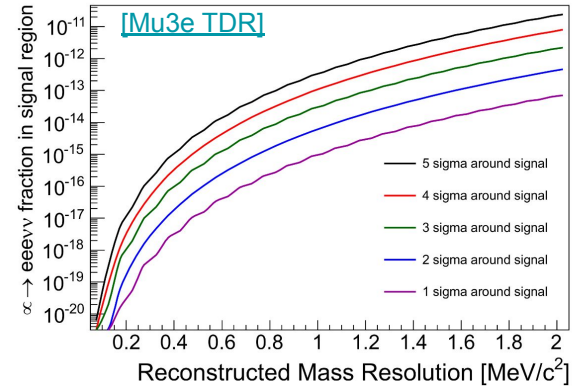
Experimental concept - Backgrounds

- No SM background ($<10^{-50}$)
- $\mu^+ \rightarrow e^+ e^+ e^- \nu \nu$
Missing momentum & Energy
- Combinatorial background
Missing momentum & Energy
No common vertex

... need to be suppressed below target sensitivity

Requires excellent ...

- Vertex resolution (space & time)
- Momentum resolution
- Acceptance & High Rate capability



Momentum measurement - Tracking at low energies

Muons decay at rest, low energy electrons ($< 53 \text{ MeV}$)

Measured momenta $\sim 10 - 50 \text{ MeV}/c$

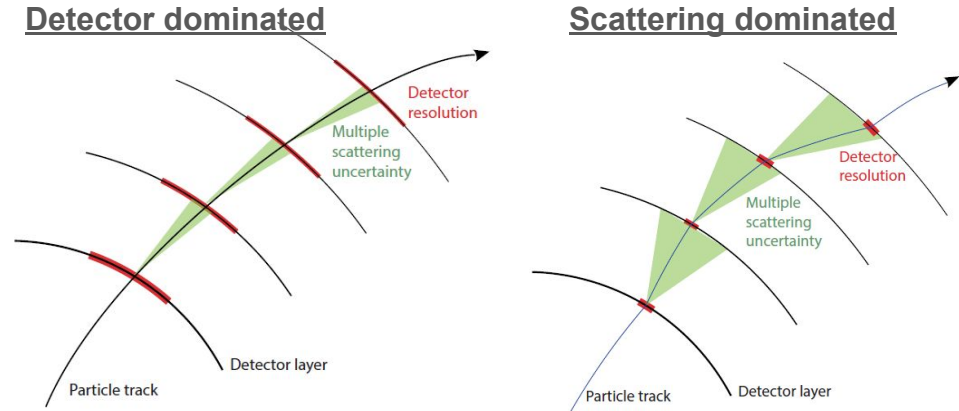
Magnetic field (1T) to measure momentum

Resolution is dominated by multiple-scattering

→ Minimize material (Detector & Open volume)

→ Recurling tracks - MS cancels at 1st order

→ Large lever arm



Momentum measurement - Tracking at low energies

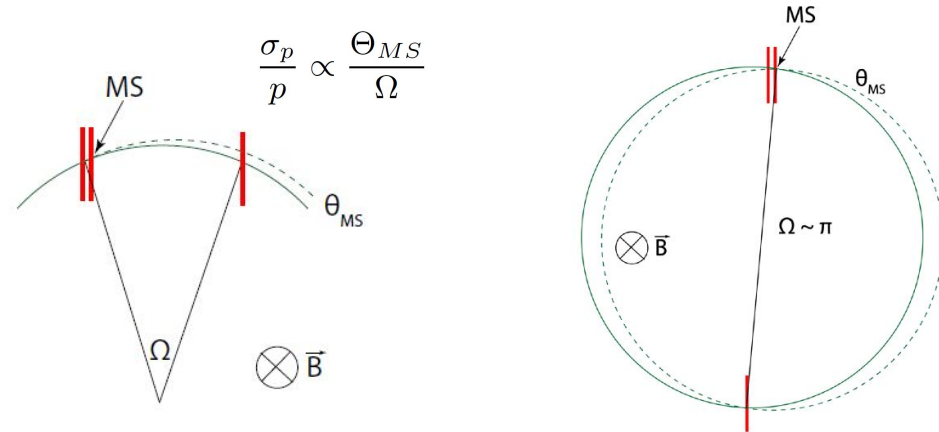
Muons decay at rest, low energy electrons (< 53 MeV)

Measured momenta $\sim 10 - 50 \text{ MeV}/c$

Magnetic field (1T) to measure momentum

Resolution is dominated by multiple-scattering

- Minimize material (Detector & Open volume)
- Recurling tracks - MS cancels at 1st order
- Large lever arm



Detector concept

Minimize material

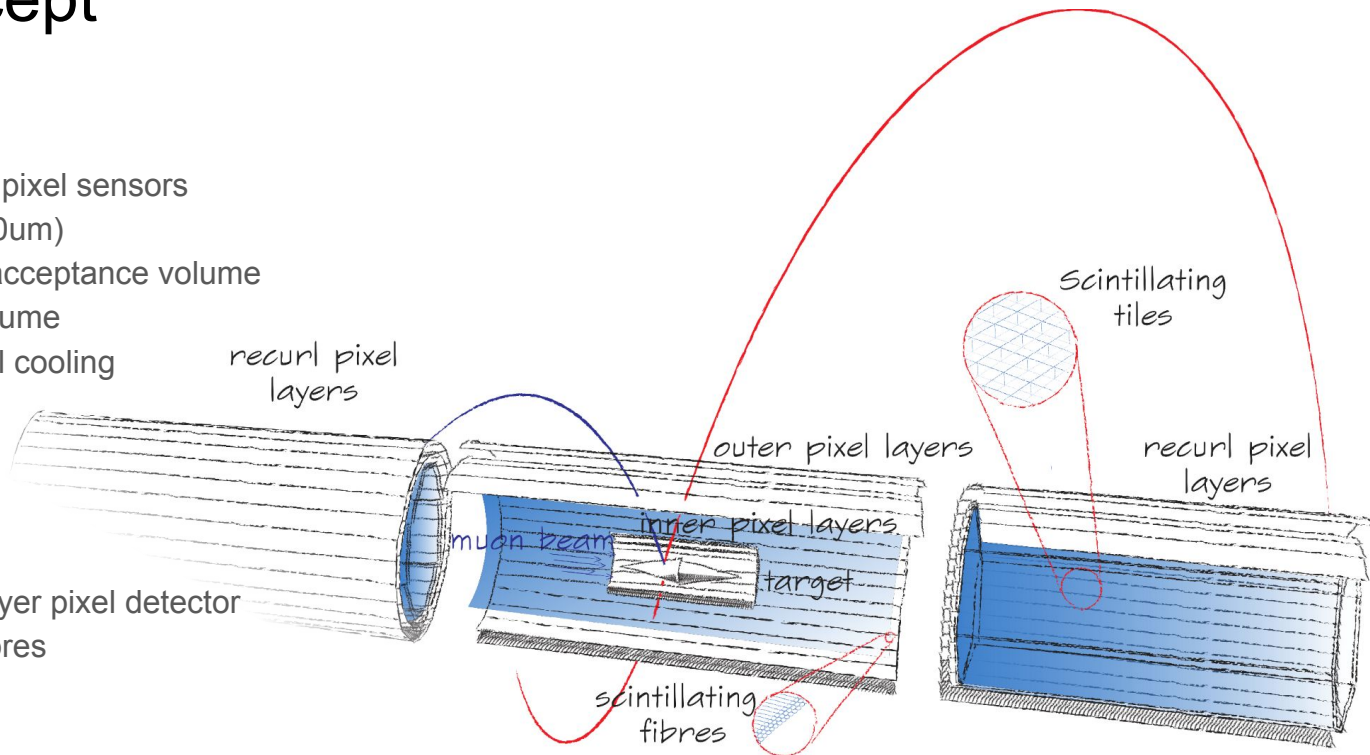
- Thin monolithic active pixel sensors (HV MAPS ; 50um / 70um)
- “No infrastructure” in acceptance volume
- Helium in Tracking volume
He Flow used for Pixel cooling

Central detector

- Tracking & Vertex 4 layer pixel detector
- Timing: Scintillating fibres

Recurl stations

- Improve tracking
- Improved timing: scintillating tiles



Detector concept

Minimize material

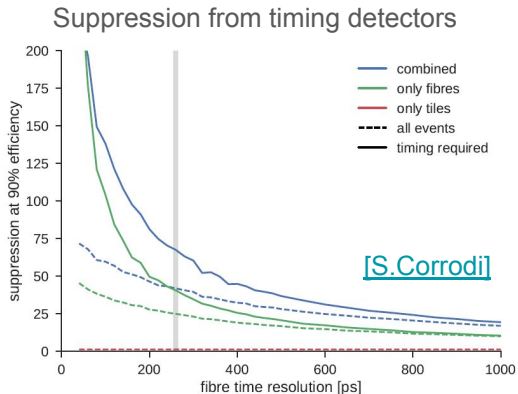
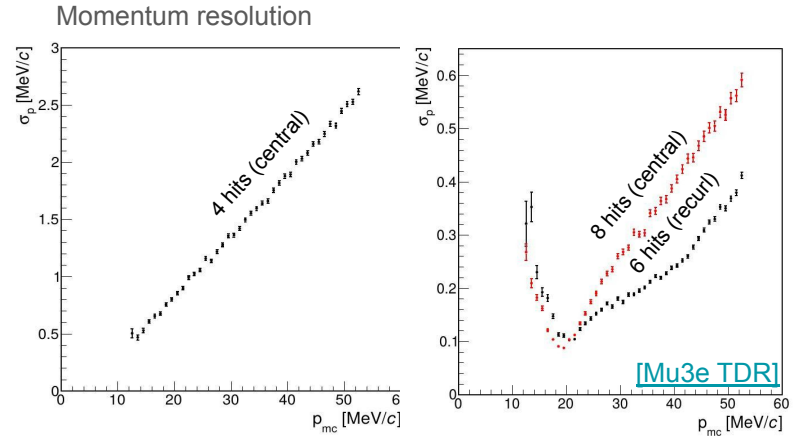
- Thin monolithic active pixel sensors (HV MAPS ; 50um / 70um)
- “No infrastructure” in acceptance volume
- Helium in Tracking volume
- He Flow used for Pixel cooling

Central detector

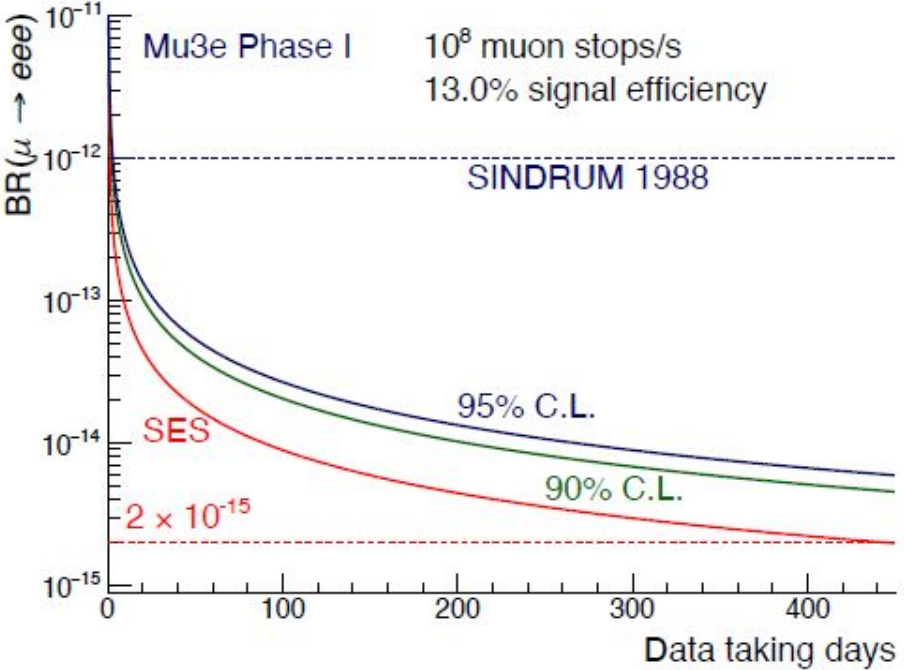
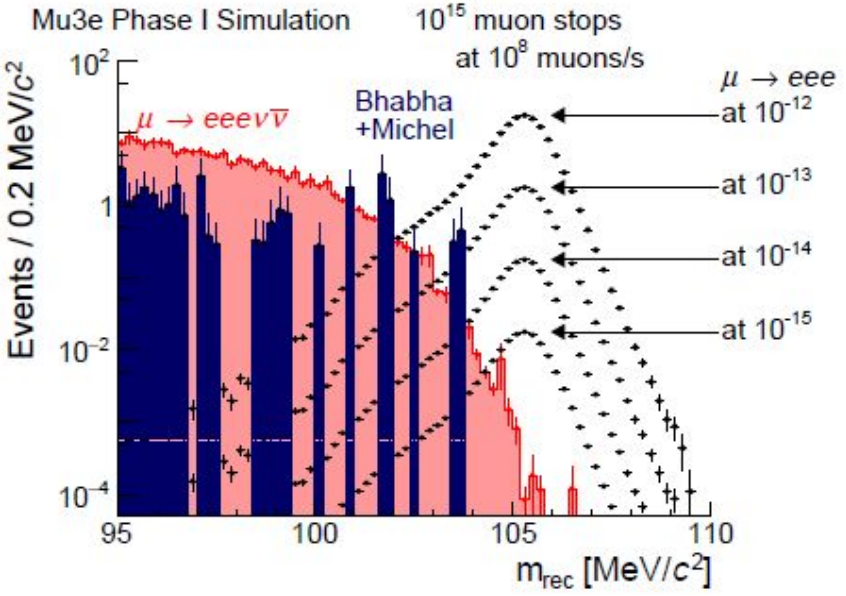
- Tracking & Vertex 4 layer pixel detector
- Timing: Scintillating fibres

Recurl stations

- Improve tracking
- Improved timing: scintillating tiles



Experimental concept - Simulated performance



PSI PiE5 - The Beamline

HIPA accelerator at Paul Scherrer Institute (PSI) in Switzerland

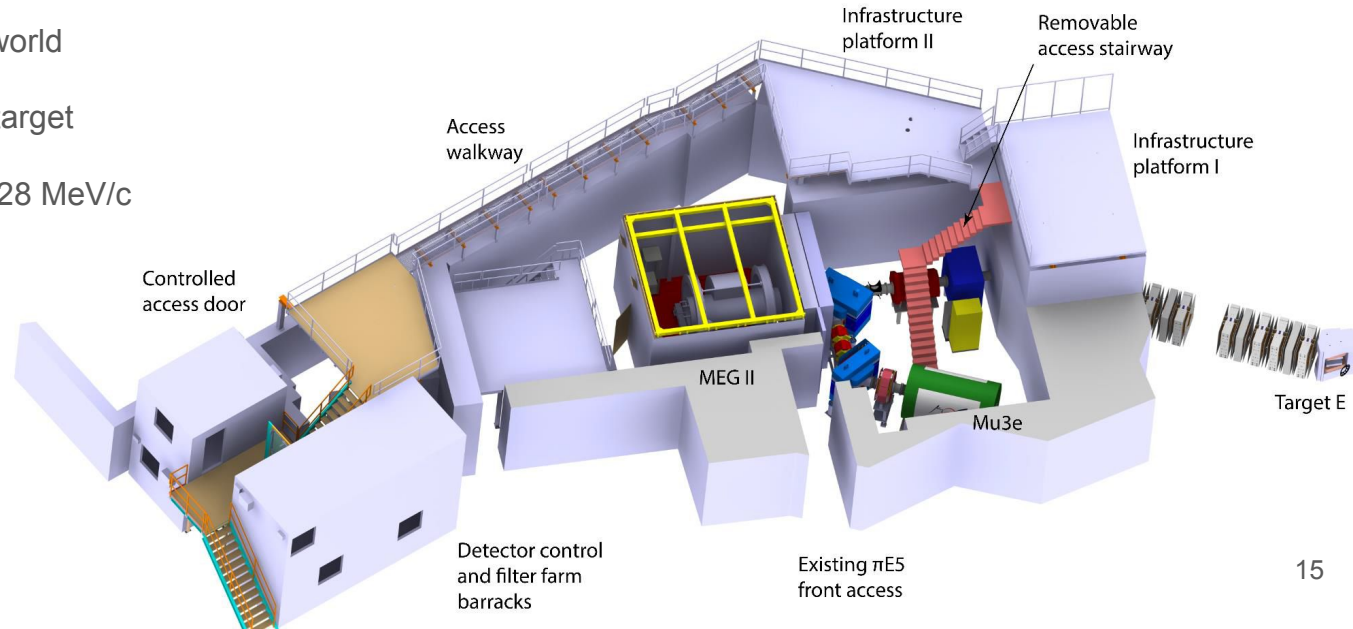
2.2 mA protons at 590 MeV (1.5 MW)

π E5 beamline: shared between MEG II and Mu3e experiments

Most intense muon beam in the world

10^8 μ /s stopped on Mu3e target

Low momentum muons: ~ 28 MeV/c



PSI PiE5 - The Beamline

HIPA accelerator at Paul Scherrer Institute (PSI) in Switzerland

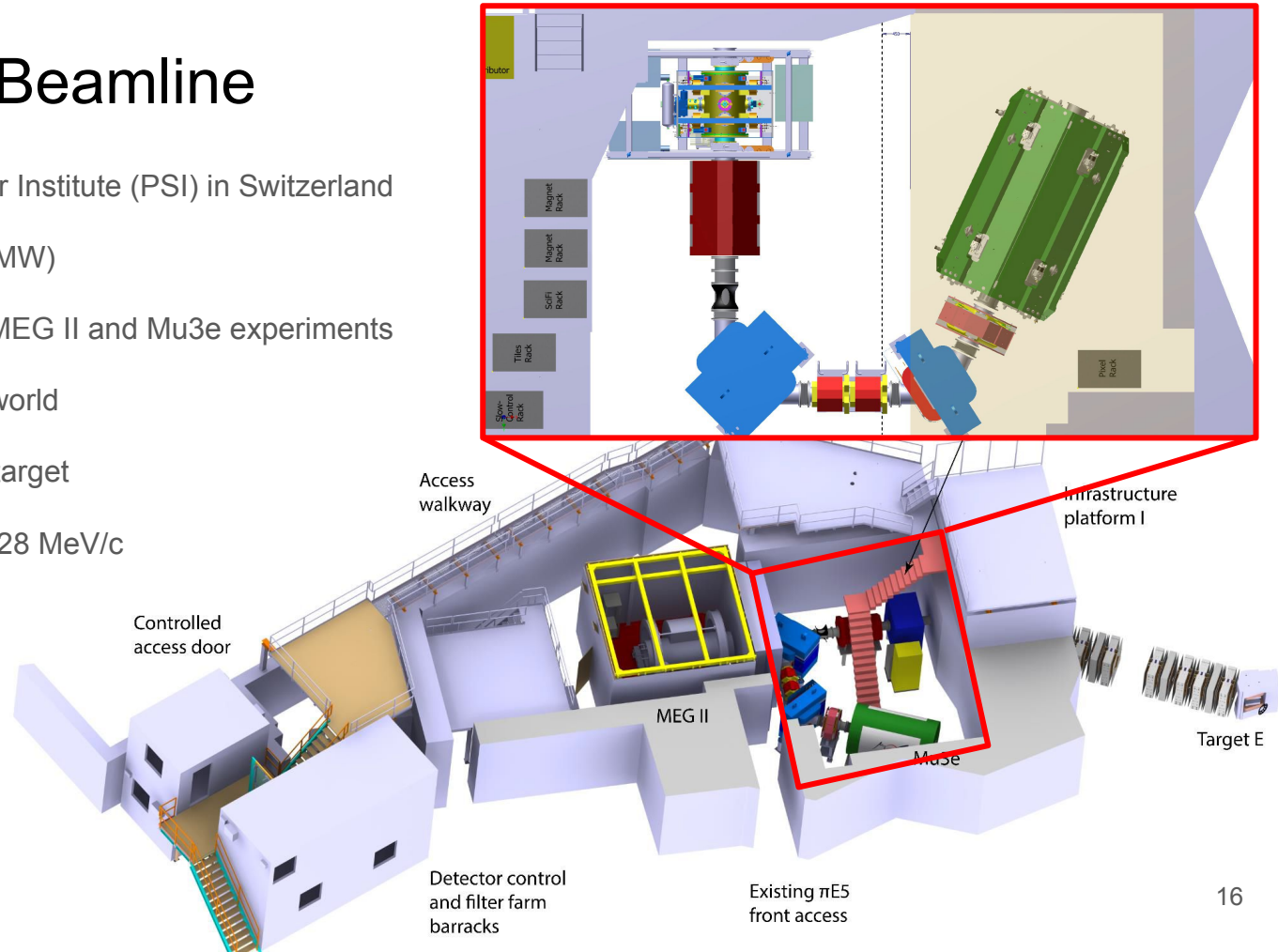
2.2 mA protons at 590 MeV (1.5 MW)

π E5 beamline: shared between MEG II and Mu3e experiments

Most intense muon beam in the world

10^8 μ /s stopped on Mu3e target

Low momentum muons: ~ 28 MeV/c



Magnet & Target

Solenoid produced by Cryogenic Ltd.

Magnetic field up to 2.6T

Very homogeneous field in a large volume ($> 2 \text{ m}^3$)

$$\Delta B/B < 2 \cdot 10^{-4}$$


Delivered to PSI & operational

Target

Optimized shape (accidental background, stopping eff.)

Thin mylar double cone (hollow)

70 μm thick, 100mm long, 19mm radius



Tracking detector

Low-Material tracker from Mupix Sensors

2 Vertex detector layers (central detector)

2 Outer tracking layers (central & recurl stations)

... close to 3000 pixel chips

... more than 1m² sensitive area

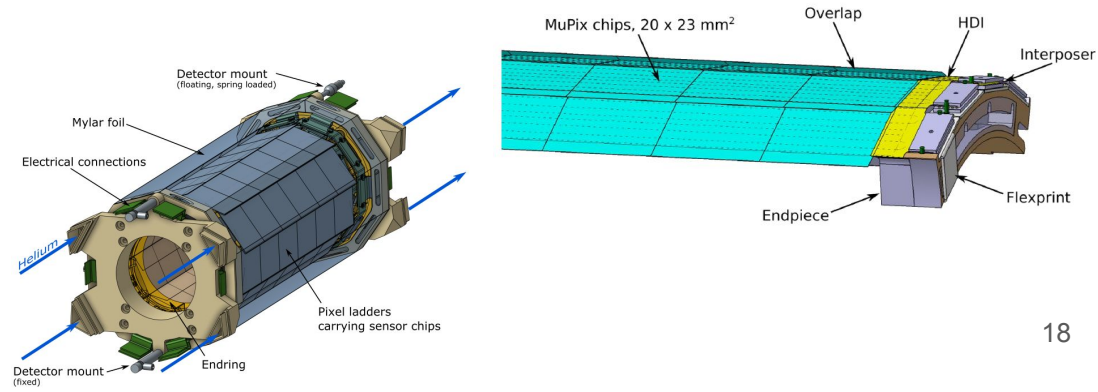

... 3.8Tbit/second integrated bandwidth

50-75um Silicon ; 25um Aluminum/Kapton flex ; 25um Kapton

→ 0.1% X/X_0 per layer

Novel gaseous Helium cooling

→ Talk by Thomas Rudzki yesterday



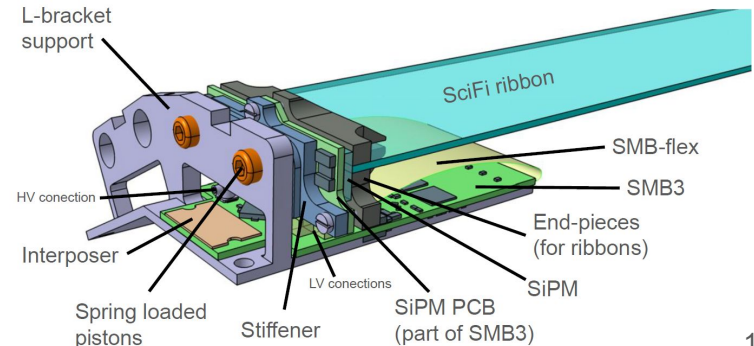
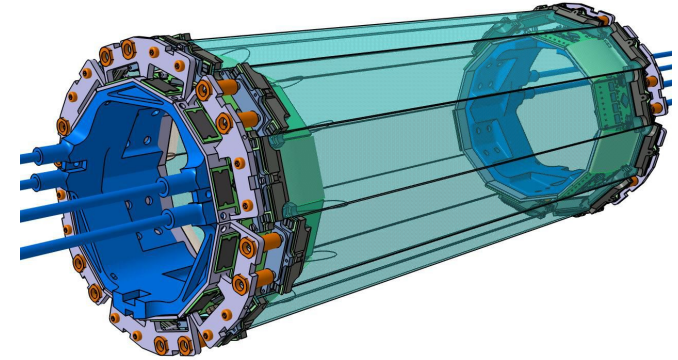

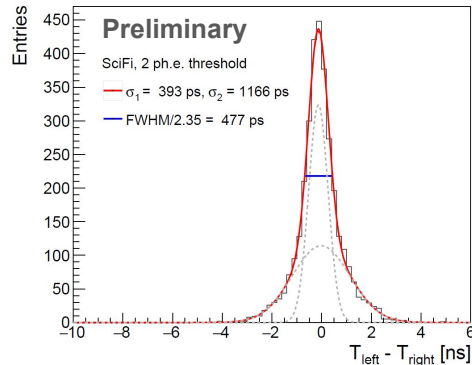
Timing detectors - Scintillating Fibres

Timing detector in central station

Minimize material: $X/X_0 \sim 0.2\%$

Very compact design

- Scintillating fibres: Kuraray SCSF-78MJ (multi-clad)
- 30 cm long ribbons (3 layers of 250 μm thin fibers)
- SiPM Array: Hamamatsu S13552-HRQ @ -10°C
(liquid cooling w. silicon oil)
- Dedicated SiPM readout ASIC: MUTRiG
- Efficiency $> 95\%$, Time resolution $< 500\text{ps}$



Timing detectors - Scintillating Tiles

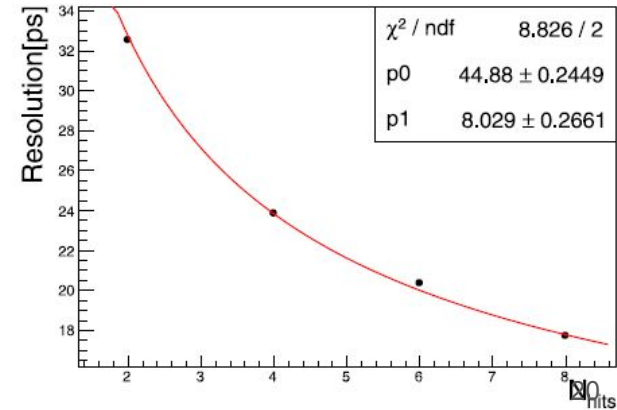




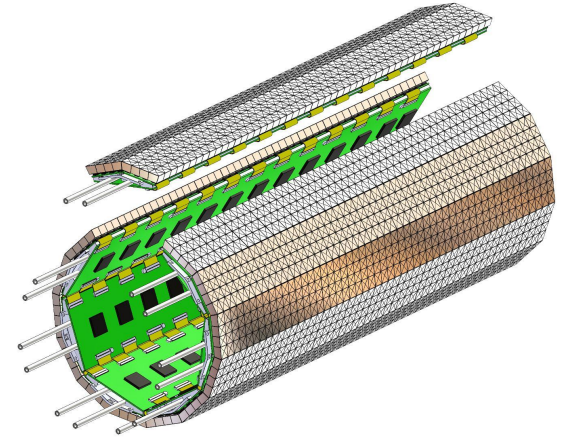
Timing detector in recurl stations

No tight material limitation on Detector volume → “Thick” detector

Highly segmented in ~6k tiles

Very compact design

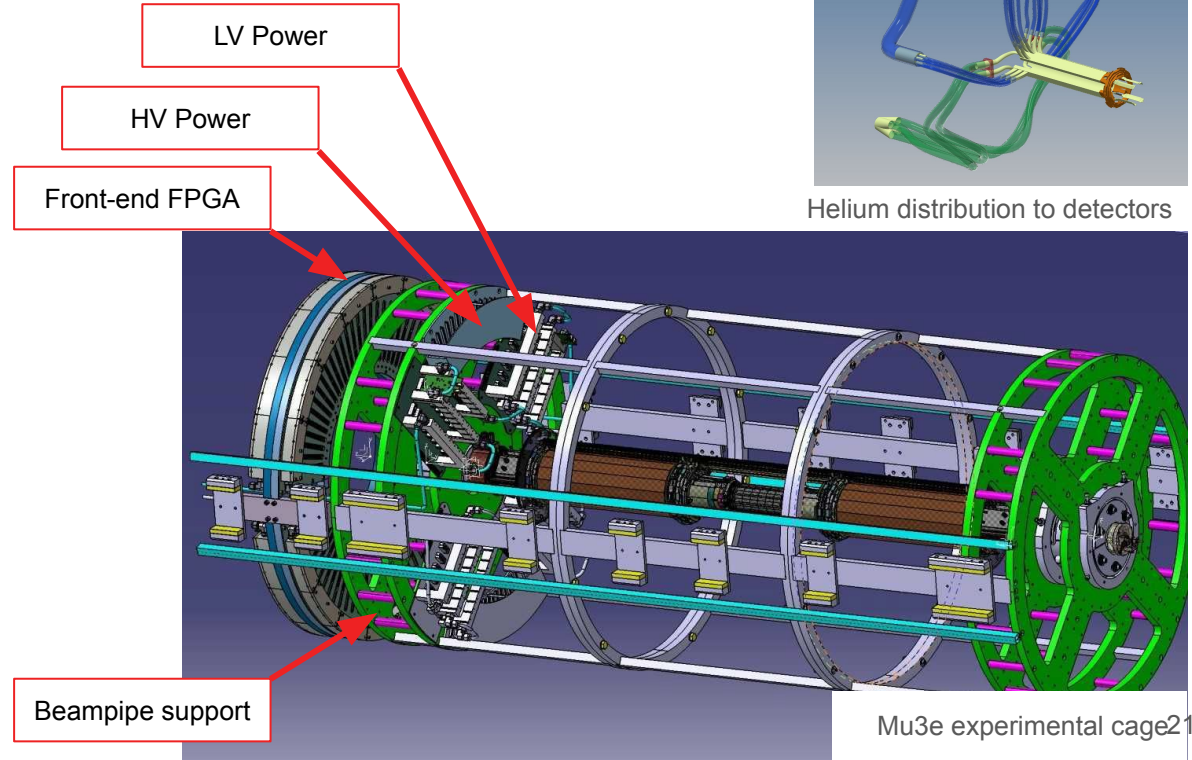
- Tiles from fast EJ-228 plastic scintillator (6 x 6 x 5 mm³)
- Individually wrapped in ESR foil - Minimize crosstalk
- Coupled to Hamamatsu SiPMs read out by Mutrig ASIC (S13360-3050VE @ -10°C, Silicon oil cooling)
- Efficiency > 99%, single-channel time resolution ~40 ps



Mu3e - Experimental cage & Beam pipe

Mu3e is a **dense detector design**
Front-end power supplies, FPGAs
.. inside magnet, outside sensitive volume

Distribution of Helium for Pixel-Cooling
Other services & Cabling
Beam transportation
→ Volume-intensive



Mu3e - Experimental cage & Beam pipe

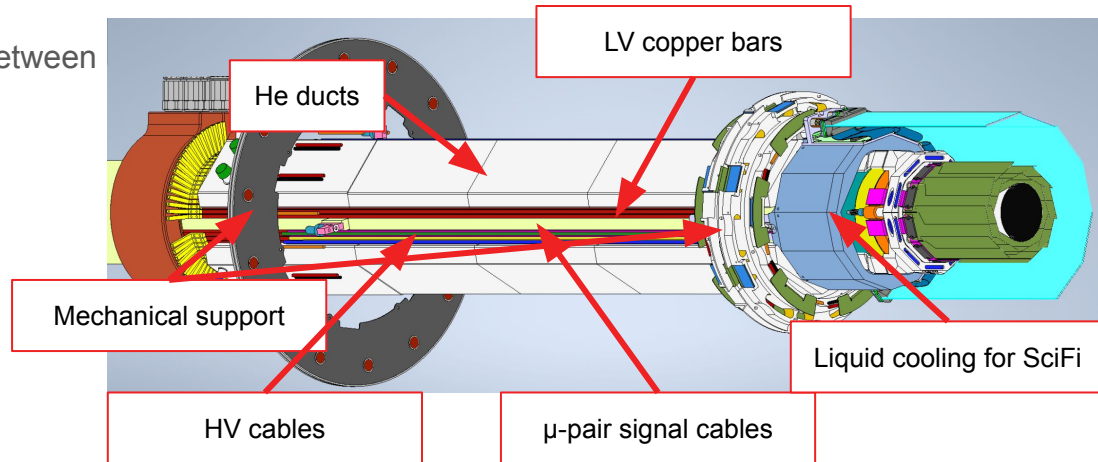
... but also: A long, narrow tube

Many services need to fit under Recurl stations

- LV power - Directly integrated in beampipe
- HV & Signal cables
- Pipes and helium ducts for cooling
- Beam pipe
- Connection area gets equally dense and shared between detectors

→ Easily causing interferences between detector components & Services

→ Requires many iterations



Mu3e DAQ Chain & Filter

Search for mu3e does not allow for on-detector trigger

Instead: Online filter using GPUs

3 Layers in DAQ chain:

- Hit Data sorting & Concentration
- Assembly of time slices
- Distribute & filter on GPUs:
 - Track reconstruction in central pixel detector
 - vertex finding
 - O(100) reduction
- (Write candidate events to disk)

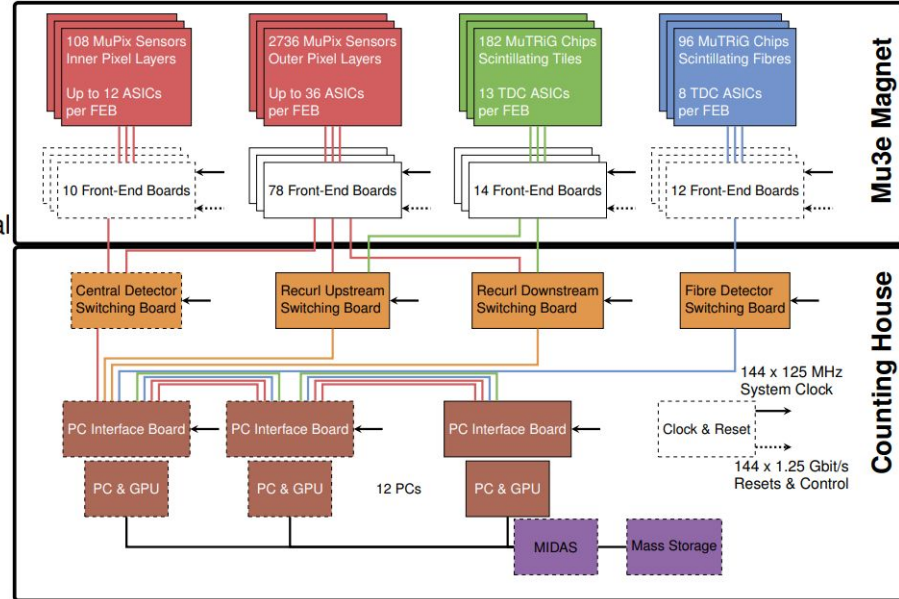
up to 3 x 1.25 Gbit/s LVDS links per ASIC

1-2 x 6.25 Gbit/s optical link per board

2-8 x 10 Gbit/s optical links per board


16 inputs per Farm FPGA

Gbit Ethernet



Status of the experiment

- Runs with prototype modules conducted 2021-2022
- Finalized ASICs and detector components
- 2023: Transition to production phase
 - QA of modules & components
 - Production of final detector modules
- Currently ongoing: Assembly & Integration of infrastructure
 - On-detector services
 - Helium cooling plant
 - Electrical connections
- Installation of first detectors planned in second half of 2024
 - Vertex detector
 - SciFi & Tiles
 - Outer pixel modules available in 2025



Conclusions

- Mu3e is searching for the CLFV Decay $\mu \rightarrow eee$
- Seeks to improve the current limit by 3-4 orders of magnitude

Challenging detector concept

- Dense environment
- Minimal material
- High hit rates in detectors
- No trigger - High data rates transmitted off-detector
- Many first, often pushing boundaries

After more than a decade in development, we are producing final detector components!

Experiment will be commissioned in 2025