


PSI Visitor Center — Visit the researchers





Experience research live

3

With 2300 employees and an annual budget of 460 million Swiss francs, PSI is the largest research institute for natural and engineering sciences in Switzerland. It is the central location of Switzerland's large research facilities. As part of the ETH Domain, PSI is a key pillar in the Swiss research landscape and conducts cutting-edge research in the fields of Future Technologies, Energy and Climate, Health Innovation and Fundamentals of Nature.

By collaborating with industry, PSI strengthens the innovative power of Switzerland as a business location. Additionally, through the founding of spin-offs, PSI transfers its latest scientific findings directly into the economy. PSI is already investing today in the experts of tomorrow: around a quarter of PSI employees are postdoctoral researchers, PhD students or trainees.



Your visit to PSI

You too can experience research live – two offers are available. You can explore the PSI Visitor Center with its interactive exhibits on your own or sign up for a guided tour as a group.

Opening Hours PSI Visitor Center

Monday to Friday and Sunday:
13 h–17 h

The PSI Visitor Center is closed on Public Holidays. Admission is free.

Individual discoveries at the PSI Visitor Center

Meet researchers at work during your visit to the PSI Visitor Center, be fascinated by the exhibits and immerse yourself fully in the research topics of PSI. The PSI Visitor Center is your gateway to the world of science. Explore the exhibition individually and according to your interests.

Exciting 3D films complement your visit. “The Universe and Back Again” shows the latest large research facility, the Swiss X-Ray Free-Electron Laser SwissFEL. Aliens from a distant Galaxy land at PSI. They need the SwissFEL to save their planet from air pollution. Alternatively, you can travel “Around the World in 80 Million Years” and learn more about the carbon cycle, whilst a “Journey to the Heart of Matter” takes you into the dimensions of the smallest particles.

At PSI, every year, around 400 groups make use of the unique opportunity to gain insights into a modern research institute. Associations, companies and school classes have all experienced our live research.

Would you like to organise a tour for your own group? We offer individual guided tours for groups of 12 people or more. The guided tour is free of charge. Tours are offered from Monday to Saturday. Please contact the PSI Visitor Center approximately 4 weeks prior to the desired tour date.

Short Introduction at the PSI Visitor Center

On the basis of a short presentation and more than 20 interactive exhibits, you can learn about the different research fields at PSI. The visit ends with an exciting 3D film.

Duration: 90 minutes

Tours of the Research Facilities

After an overview presentation about PSI and its main research interests, you can visit a research laboratory of a topic of your choice in the company of experts. Do you want to know which PSI projects fight climate change? Or how scientists on large-scale research facilities investigate the properties of materials? You can explore these topics and several more at PSI. We are happy to give advice and meet your individual requirements.

Duration: 2.5 to 3 hours

Public Guided Tours

At certain times, individuals or small groups can visit the site of a research topic. You can find out about currently available dates at www.visitpsi.ch/en

Duration: 2 to 2.5 hours



You can find a detailed description
of our offers at
www.visitpsi.ch/en

Culinary at PSI

8

At PSI, you can round off your tour with a culinary treat. For lunch, you can choose between the self-service restaurant and the fully serviced guest area, for which an advance reservation is required. The Oase Restaurant can meet all of your needs, whether you are planning an aperitif, a meal or a special celebration.

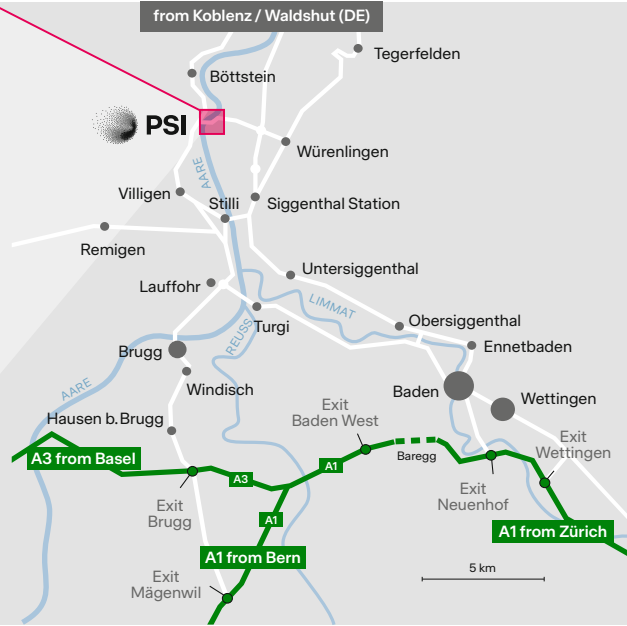
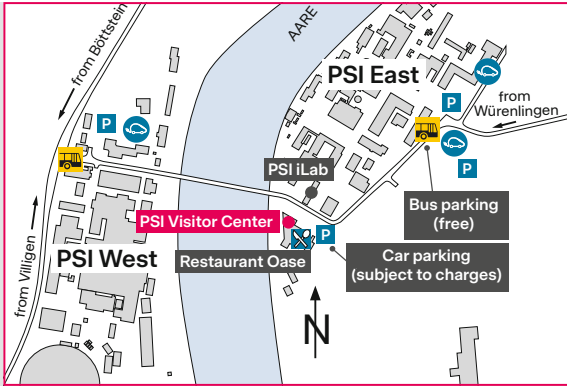
Contact

Oase Restaurant
Tel. +41 56 310 44 57
or +41 56 310 52 71
oase@psi.ch
www.psi.ch/en/gastronomie





How to get to the PSI



Centralised location

The PSI Visitor Center is centrally located, right next to the Oase restaurant and opposite the PSI school laboratory iLab. It is open to the public.

Contact

PSI Visitor Center
Paul Scherrer Institute PSI
Forschungsstrasse 111
5232 Villigen PSI
Switzerland

+41 56 310 21 00
visitorcenter@psi.ch
www.visitpsi.ch/en

Arrival

www.psi.ch/en/about/how-to-find-us

Bus

Brugg (line 376 Brugg–Döttingen)
Travel time approx. 20 minutes,
get off at Villigen, PSI Ost (East)



September 2024

Paul Scherrer Institute PSI

Forschungsstrasse 111

5232 Villigen PSI

Switzerland

www.psi.ch