

Date: 04.07.2018

Orion calibration 2018

LiNbO₃, 006-reflection green mark, fully centred in om, chi and stt Slits: 20h x 10w mm²
incoming beam, 50h x 50w mm² before detector.

Measurement time: 13.08 s (monitor pre-set 10'000) SINC=1259 μ A

Calibration of monochromators:

mom1= 13.238

mom2= -0.932963

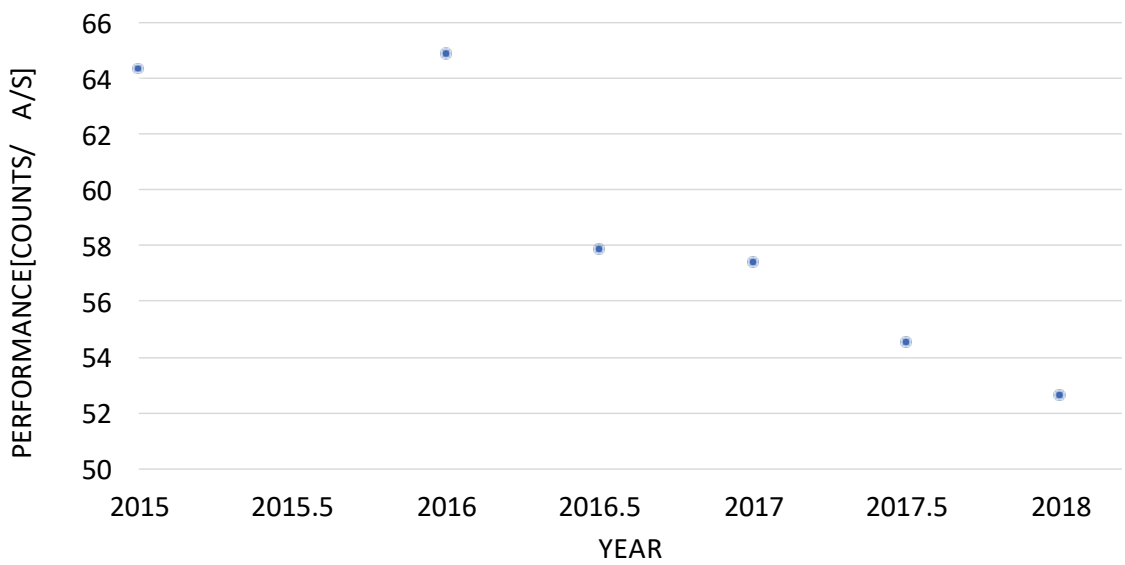
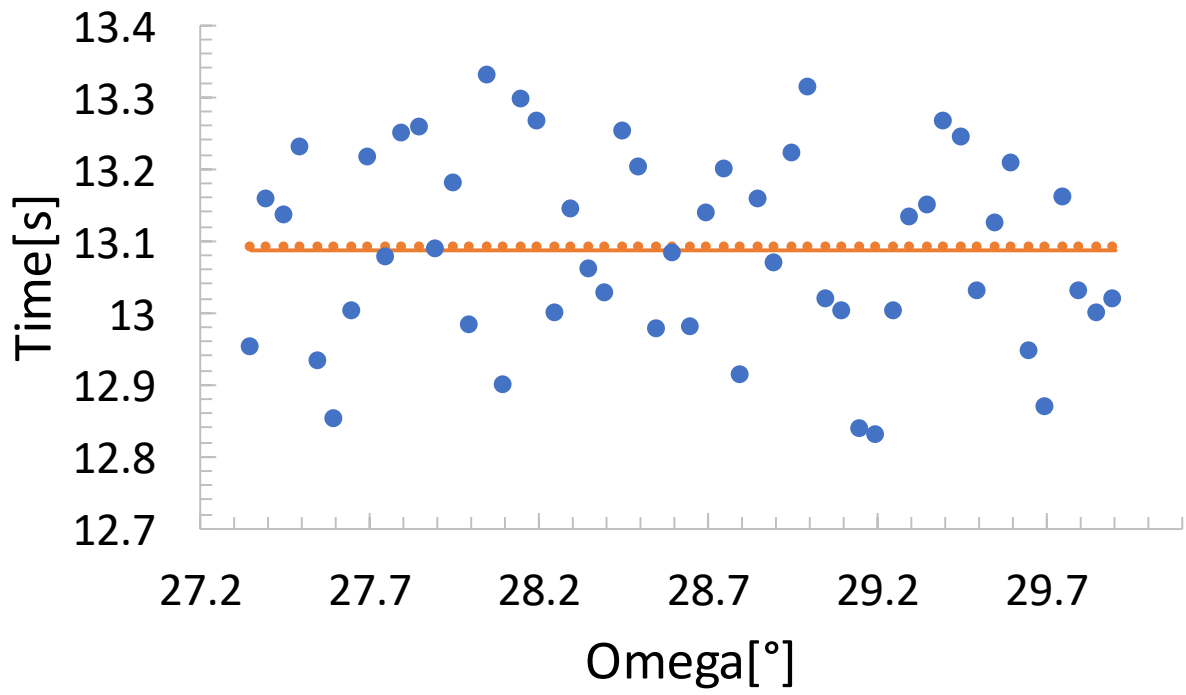
Calibration 2018: File No. 85-89: **Integrated Intensity 866.3 \pm 6.7**

866.3/1.259mA/13.08s = 52.6 counts/mA/sec

Previous results

- Second Test 2017: File No. 179: Integrated Intensity 935.8 \pm 7.0
935.8/0.96mA/17.875sec=54.53/mA/sec
- First Test 2017: File No. 10: Integrated Intensity 935.8 \pm 7.0
937.2/0.96mA/17sec=57.4/mA/sec
- 2016-II: 898.4/1.150mA/13.5sec=57.86/mA/sec (file 2016/2056)
- 2016: 894.2/1.490mA/(9.031-9.25sec)=64.87-66.45/mA/sec

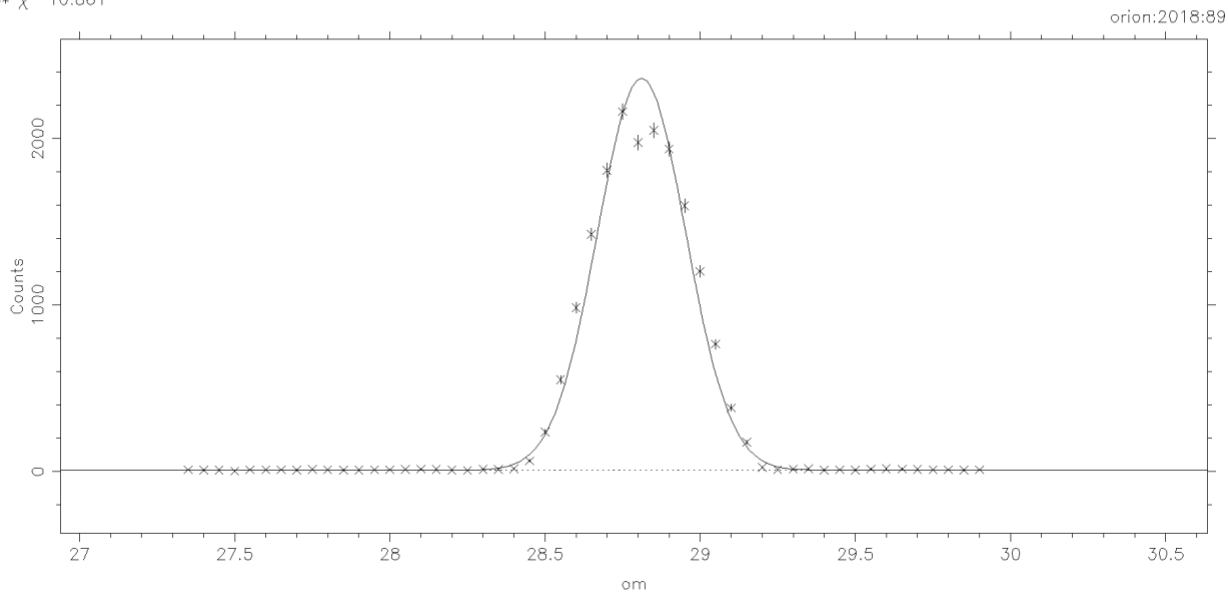
Average'time'='13.08's



LiNbO3 0 0 6 Green mark SINO 1259 uA LiNbO3 inbeam 20 h 10 w outbeam 50h 50 w

Position	Max.Intensity	Int.Intensity	fwhm (Gaussian)	fwhm (Lorentzian)
28.8115 ± 0.0037	2356	841 ± 18	0.3353 ± 0.0048	0
Int.Intens.Exp.	Bg(Pos)	dBg/dx		
866.3 ± 6.7	7.89 ± 1.91	0.315 ± 1.926		

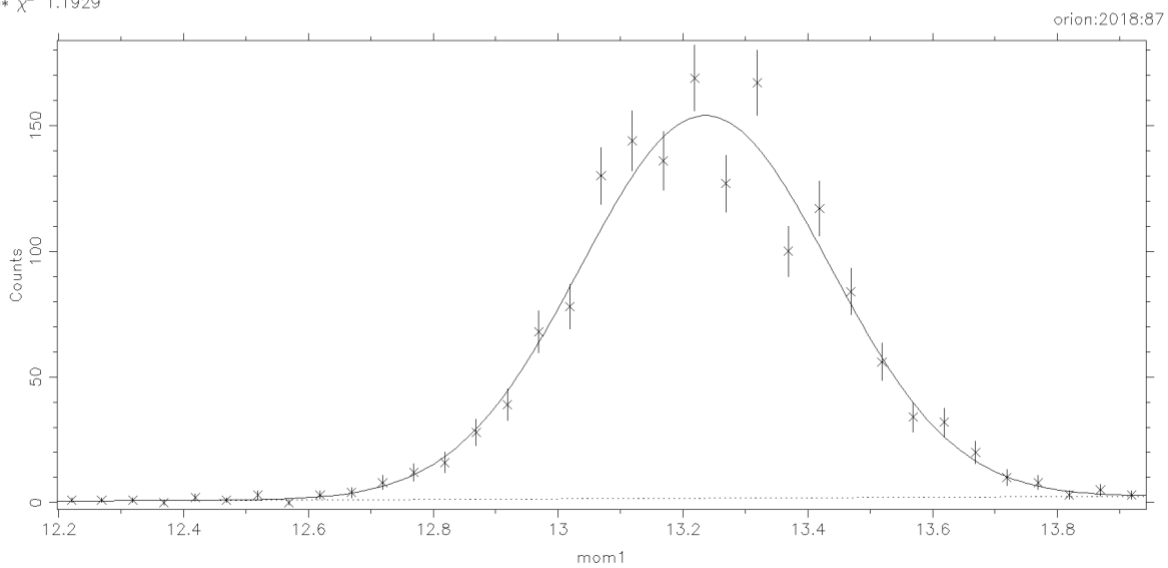
Monitgr 10000 WaveLength 2.215
*** χ^2 10.861



LiNbO3 0 0 6

Position	Max.Intensity	Int.Intensity	fwhm (Gaussian)	fwhm (Lorentzian)
13.2358 ± 0.0061	152.28	76.1 ± 2.3	0.469 ± 0.012	0
Int.Intens.Exp.	Bg(Pos)	dBg/dx		
77.7 ± 2.0	1.765 ± 0.733	1.087 ± 0.851		

Monitgr 1 WaveLength 2.215
*** χ^2 1.1929



LiNbO3 0 0 6

Position
4.334 ± 0.369
-0.924 ± 7E-3

Max.Intensity
0.63
158.99
Bg(Pos)
-1.074 ± 1.812

Int.Intensity
36.5 ± 38.3
90.1 ± 2.7
dBg/dx
-0.292 ± 0.453

fwhm (Gaussian)
54.83 ± 6.82
0.53 ± 0.01

fwhm (Lorentzian)
0
0

Int.Intens.Exp.
93.5 ± 2.4

Monitor: 1 WaveLength 2.215

*** χ^2 1.4496

orion:2018:88

